

Overview

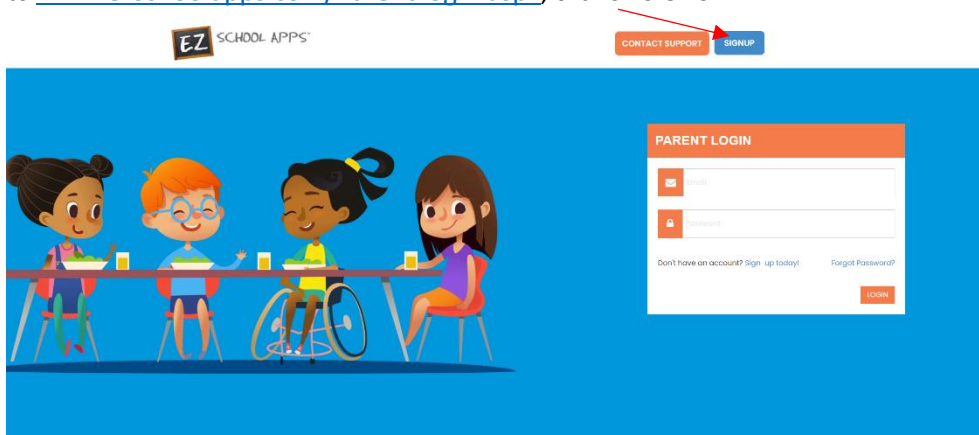
If you have received this document, your school needs you to create your parent account. This guide will show you the following:

New Parent Signup Instructions

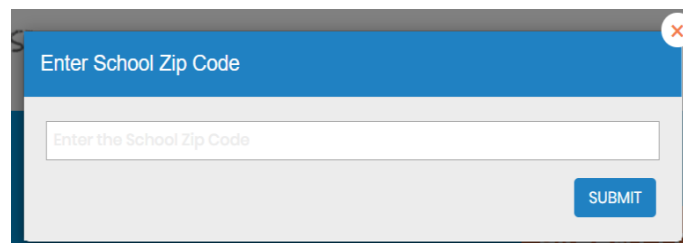
New Parent Signup Instructions

How to Signup

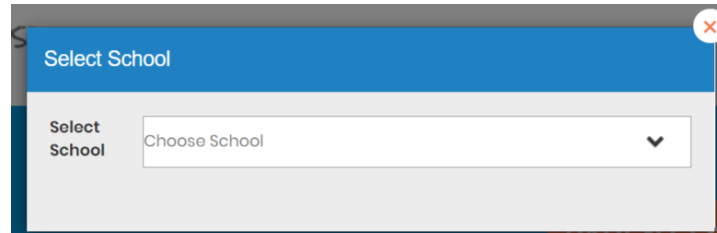
1. Go to www.ezschoollapps.com/ParentLogin.aspx, click on SIGNUP



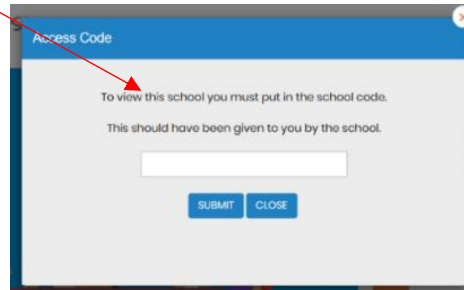
2. Type in the school's zip code in the box and click Submit.



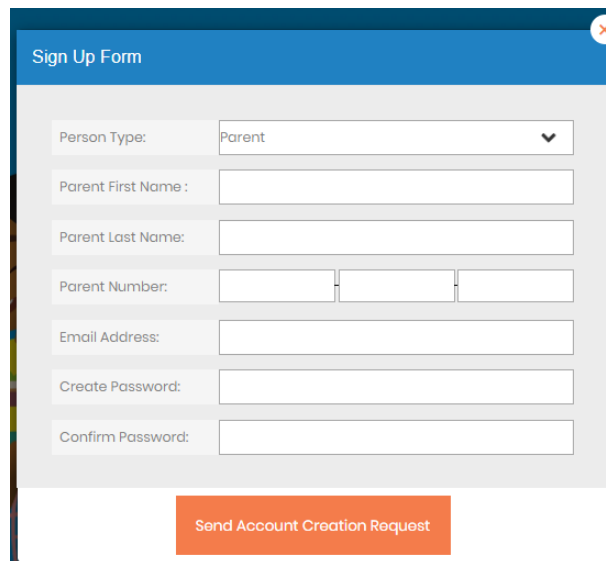
3. Use the dropdown to select your school.



- If you see the pop-up below the school should have sent you an access code. Please contact the school if you did not receive the code from them. If the school did not create an access code you will not see this pop-up so skip to the next screen.



- If the code is successful or the school does not require an access code, then the below screen will appear. Type in the required information in the boxes below:



- Please remember to create a password with **letters** and **numbers** only
- Click Send Account Creation Request. (Your registration is successful if you see the box below.)

